

Zscaler Academy

Registration Guide

A step-by-step guide to creating an account with Zscaler Academy.

If this is your **first** time accessing Zscaler learning, you'll need to register with the Zscaler Academy. To create your account, go to <https://www.zscaler.com/zscaler-academy>. Scroll down to “How to Access” and choose your correct “Login or register now” link.

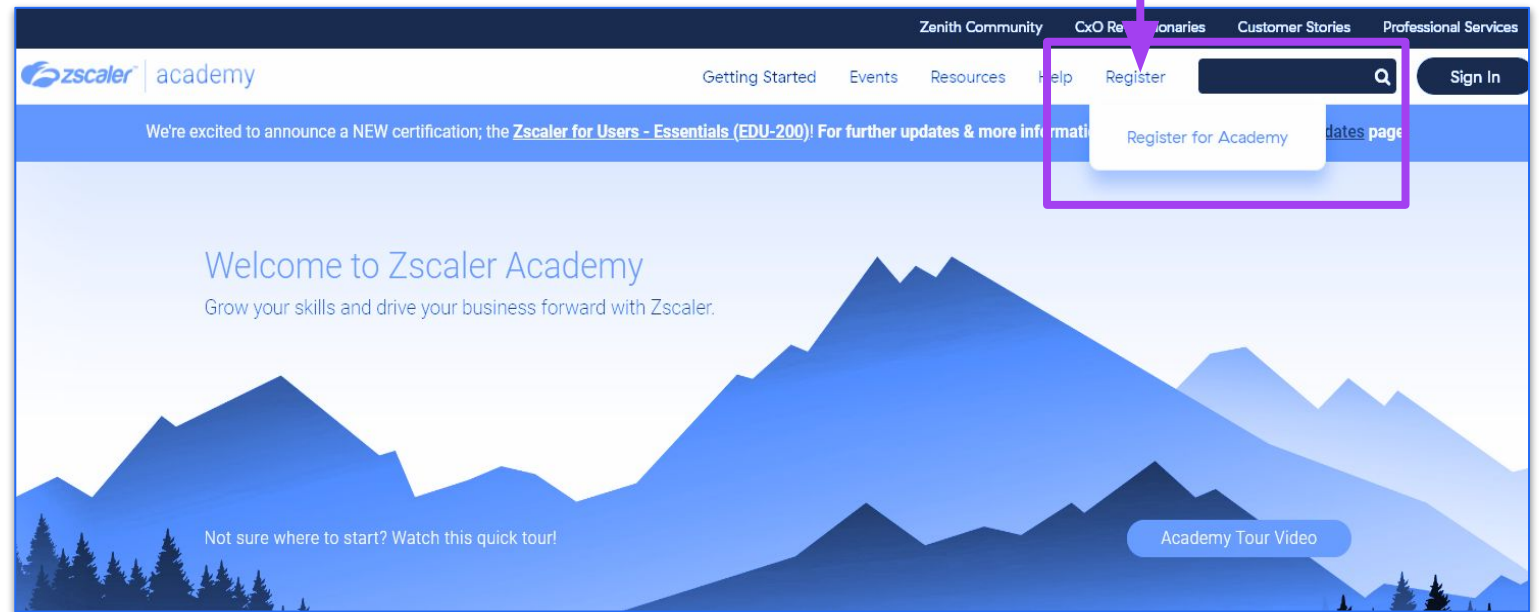
Step 1

First-time Registrants

Register with Zscaler Academy.

Note: If you are a GOV Cloud user and need GOV Academy access, please contact your Zscaler Account team for access.

Hover over Register, and click **Register for Academy**.



Step 2

Submit complete, accurate contact information with Zscaler Academy.

Incomplete or inaccurate information will result in delayed registration.

Registration Form

If you are a GOV Cloud user and need GOV Academy access, please contact your Zscaler Account Team for access

* First Name

* Last Name

* Email (Company email preferred)

* Phone

Company Name

* Country

* Tell us a little about yourself

Full name provided **must match candidate's photo ID**, which will be checked at the time of exam.

Please note: If your ID includes a middle name, candidates are suggested to keep the surname in the last name field and include any/all given names (first, middle, second middle) in the first name field.

If you are registering as a Partner, please **use your work email address** when creating your Zscaler Academy account.

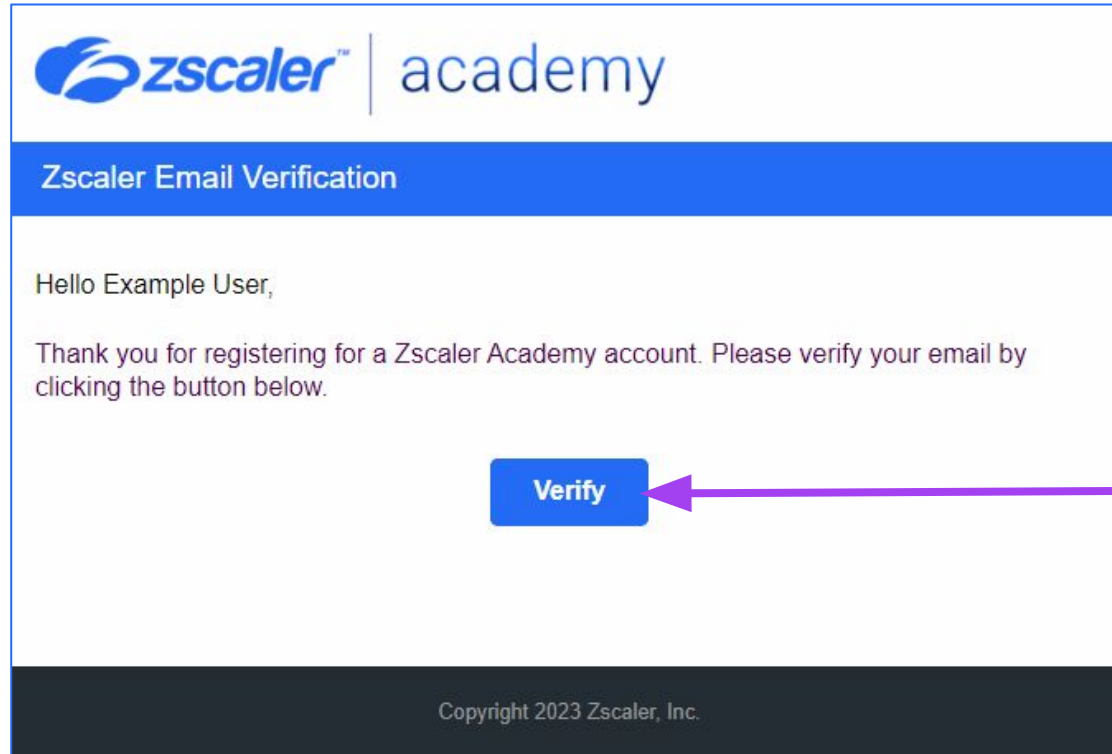
Do **not** include country code in phone field.

Select Country of residence and profession from the drop-down menus.

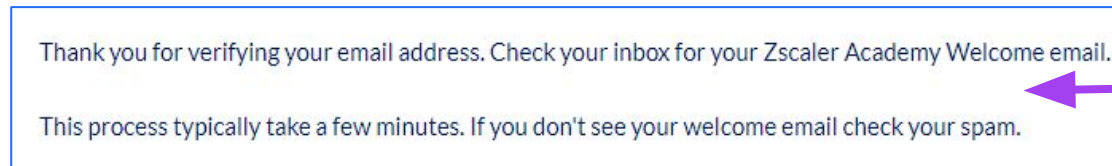
Click **Register** to complete your Zscaler Academy Registration.

Step 3

Look for an email from Zscaler requesting you verify your email address.



Click the **Verify** button in your email to verify your account.



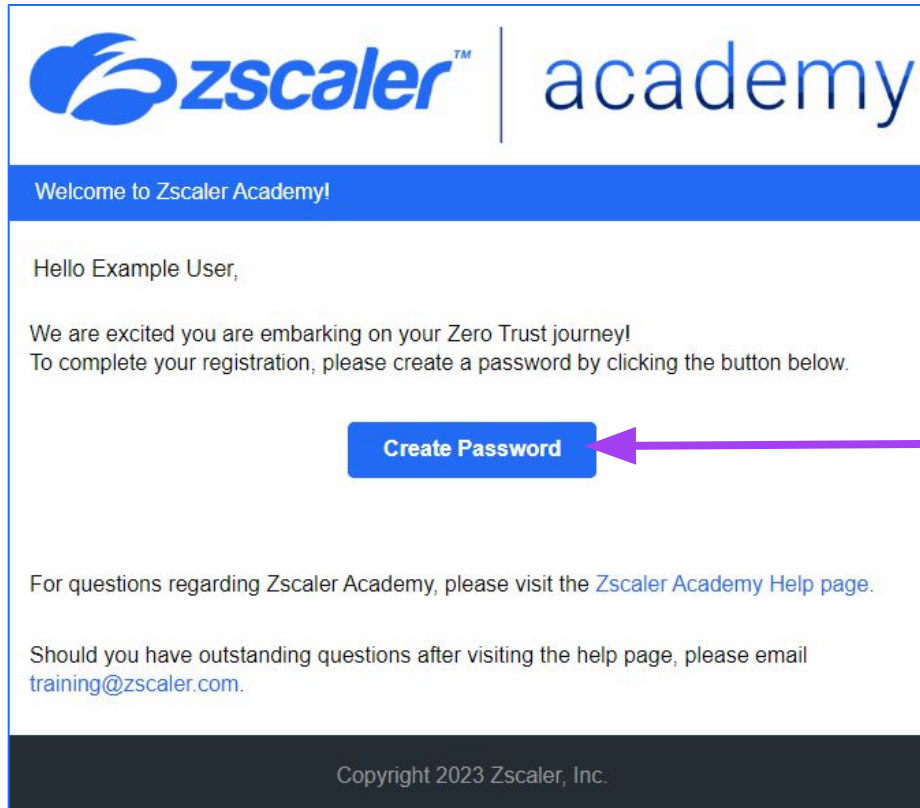
If verified successfully, you will be prompted to check for a Welcome email containing a link to create your password.

Step 4

Confirm you have received your **Welcome** email, and create your **password**.

You will also receive an invitation to join the Zenith Community which we encourage you to visit.

Zscaler Support Nor.	Welcome to Zscaler Academy! - Welcome to Zscaler Academy! Hello Example User,
Zscaler Support Nor.	Welcome to Zenith! - Hello Example User, Welcome! We are excited to see you join t
Zscaler Academy Sit. 2	Verify your Zscaler Academy Email - Zscaler Email Verification Hello Example User,



Open the Welcome to Zscaler Academy! email and click the **Create Password** button and follow the on-screen instructions.

Please note: The email you used to register is your username for Zscaler Academy.

Thank you for choosing Zscaler Academy!

Questions? Contact Training@Zscaler.com